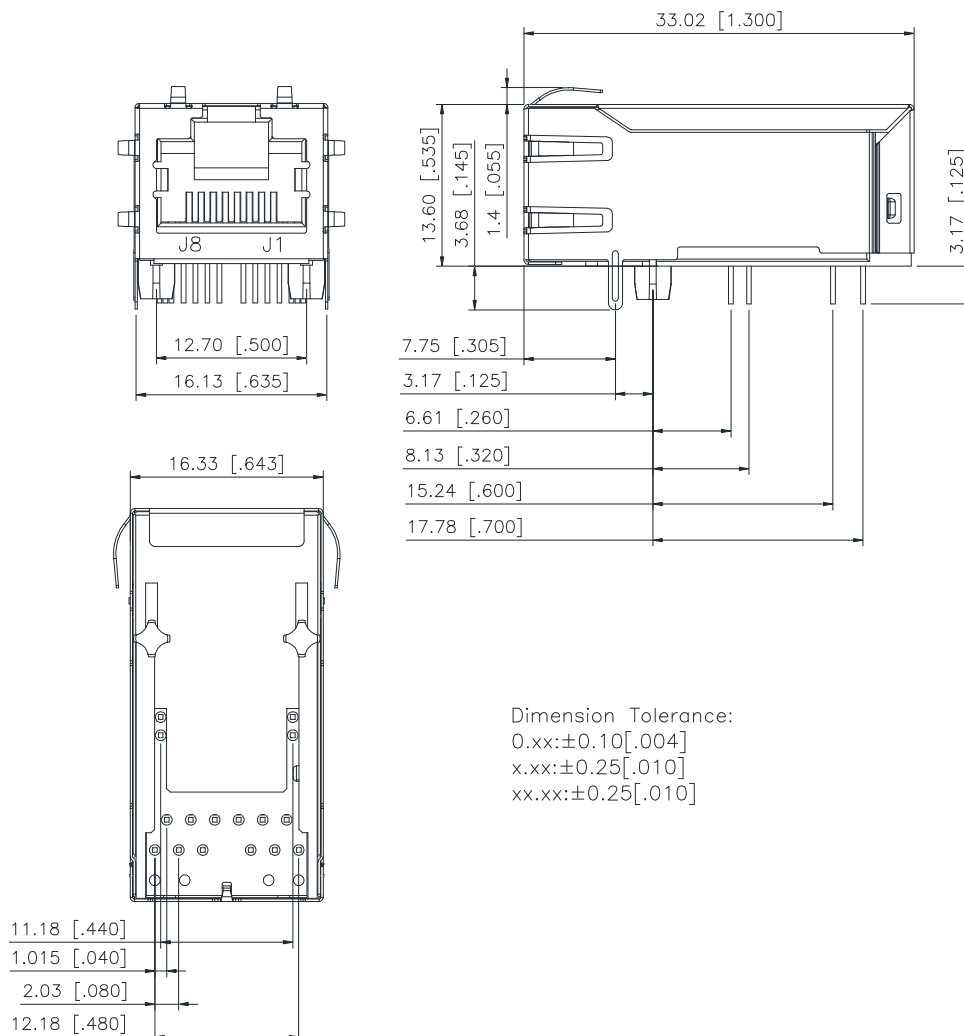


Part Number: AE-RJU101B003P

1*1 Port RJ45 10/100/1000Base-T Network Connector

- RoHS compliant.
- Housing: Glass Filled PA46 UL94V-0, Black.
- Shielding: 0.2mm Thickness With Brass.
- Contact: Phosphor Bronze. With 6μ" gold plating.
- Operating Temperature: 0°C TO +70°C.

Mechanicals:

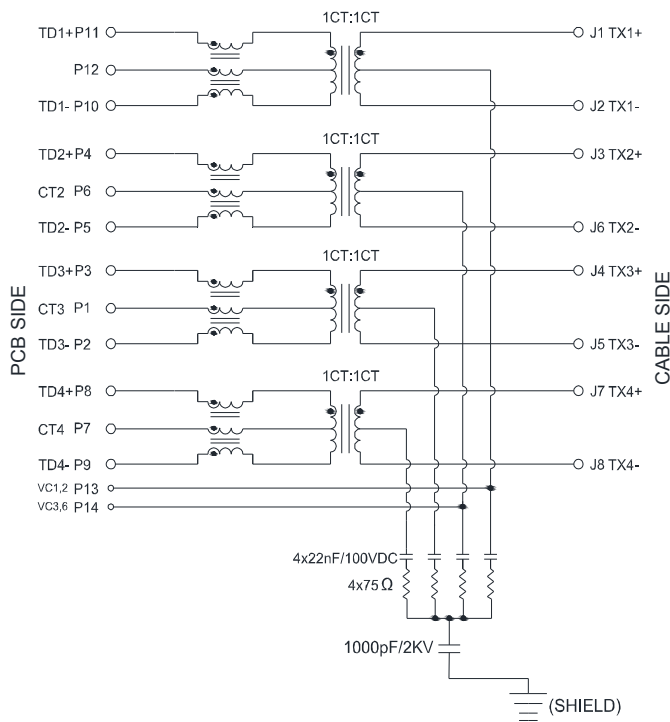


Part Number: AE-RJU101B003P

1*1 Port RJ45 10/100/1000Base-T Network Connector

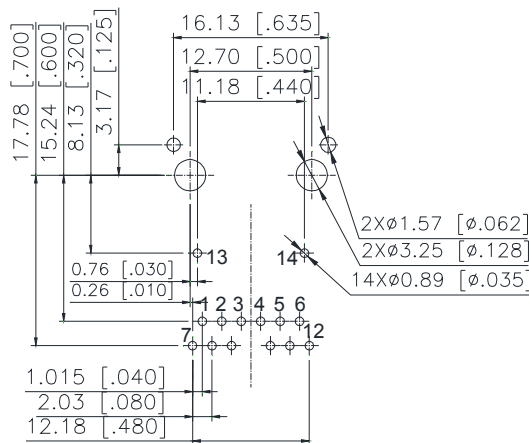
Recommended PCB Layout:

Schematic



Electrical Characteristics:

- 1.TR:(100KHz,0.1V);
PINS:(P10-P11);(J1-J2)=1:1±3%
PINS:(P4-P5);(J3-J6)=1:1±3%
PINS:(P3-P2);(J4-J5)=1:1±3%
PINS:(P8-P9);(J7-J8)=1:1±3%
- 2.LX:(100KHz,100mV,8mA,DC Bias)
350uH MINIMUM For(CHANNEL1,2,3,4)
(100KHz,100mV,19mA,DC Bias)
220uH MINIMUM For(CHANNEL1,2)
- 3.DCR:
PINS:(J1-J2),(J3-J6),(J4-J5),(J7-J8)=1.2OHMS MAXIMUM
- 4.HI-POT:
2250VDC FOR 60 SECONDS
- 5.INSERTION LOSS:
-1.0dB MAXIMUM AT 0.3MHz TO 100MHz;
- 6.RETURN LOSS:
-18dB MINIMUM AT 1MHz TO 30MHz;
-13dB MINIMUM AT 30MHz TO 60MHz
-10dB MINIMUM AT 60MHz TO 80MHz
- 7.CROSS TALK:
-30dB MINIMUM AT 1MHz TO 100MHz
- 8.COMMON TO COMMON MODE REJECTION:
-30dB MINIMUM AT 1MHz TO 100MHz
- 9.DC CURRENT/VOLTAGE RATING-PSE PINS
720mA MAXIMUM@57VDC(CONTINUOUS)
For PSE Channel (P13 & P14)
Suitable for End-span POE applications with 720mA current capability.



RECOMMENDED P.C.B LAYOUT
TOP VIEW (COMPONENT SIDE)

Dimensions Tolerance:
All PCB LAYOUT Tolerances:±0.05[.002]

Part Number: AE-RJU101B003P

1*1 Port RJ45 10/100/1000Base-T Network Connector

Page: 3/3

Reliability Test And Condition:

Test Item	Test Condition	Cycles or Hours	Reference
Vibration Test	1. Amplitude: 0.75mm 2. Frequency: 5-500Hz 3. Number of sweep cycles per axis 10 4. Direction: X. Y. Z	Duration: 2 hours each direction	IEC-68-2-6
Drop Test	1. Height: 1m 2. Concrete platform	6 Times	IEC-68-2-32
Thermal Shock Test	1. Low temperature: -20℃ 2. High temperature: + 85℃ 3. Soak time: 30 minutes 4. Transition time: less than 20 minutes	5 Cycles	IEC-68-2-14
Solderability Test	Dipped in 245±5 ℃ molten solder	Time: 3~5 seconds	IEC-68-2-20
High Temperature Test	1. Humidity: less than 50% RH 2. Temperature: 85±2℃	Duration: 96 hours	IEC-68-2-2
Low Temperature Test	Temperature: -20±3℃	Duration: 96 hours	IEC-68-2-1