NO.	ECN NO.	DESCRIPTION	REV.	DRAW	DATE

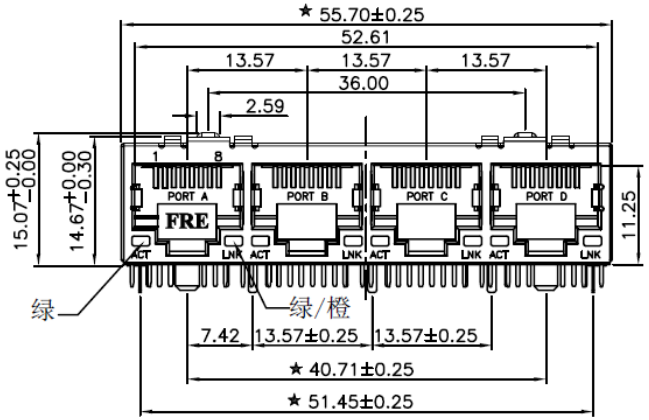

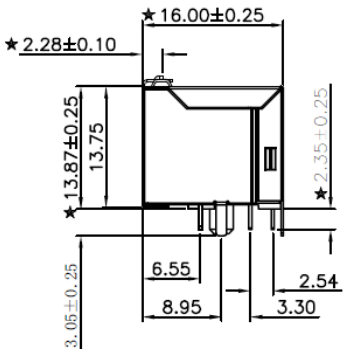



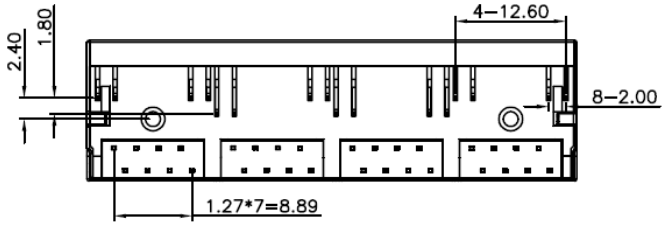

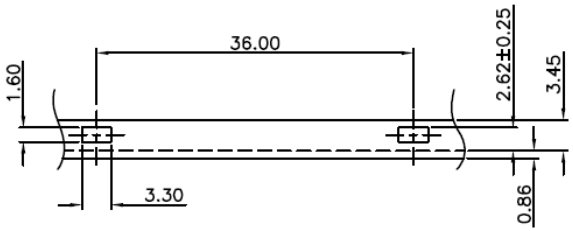

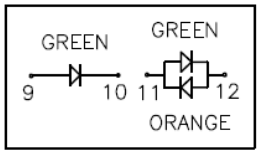

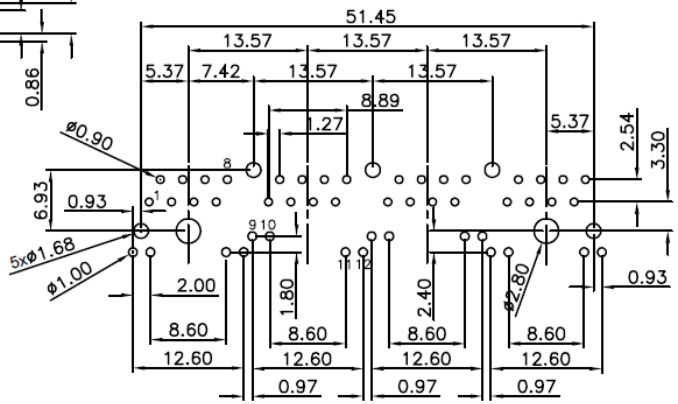

PC Board Layout Component Side Shown
PC Board Thickness=1.6mm
Tolerance±0.05

NOTES:

ELECTRICAL:

1. VOLTAGE RATING : 125 VAC RMS.
2. CURRENT RATING : 1.5 AMP.
3. CONTACT RESISTANCE : 40 MILLIOHMS MAX.
4. INSULATION RESISTANCE : 1000 MEGOHMS MIN @ 500 VDC.
5. DIELECTRIC STRENGTH : 1000 VDC RMS 60Hz, 1MIN.

MECHANICAL:

1. HOUSING MATERIAL : FR52 UL94V-0.
2. CONTACT MATERIAL : PHOSPHOR BRONZE t=0.35mm.
3. CONTACT PLATING : 50u"GLOD PLATING OVER NICKEL.
4. SHIELD MATERIAL : COPPER ALLOY.
5. OPERATING LIFE : 750 CYCLES MIN.

ENVIRONMENTAL:

1. STORAGE : -40°C TO +85°C.
2. OPERATION : -40°C TO +85°C.
3. WAVE SOLDERING TEMPERRATURE: 255~265°C(5~10 SECONDS).
4. RoHS COMPLIANT.

MATES WITH MODULAR PLUG CONFORMING TO FCC PART 68, SUBPART F.

TOLERANCE
.X ±0.25 X.° ±2°
.XX ±0.15 .X° ±1°
.XXX ±0.075

APPS Electronics Limited

SCALE	1:1	PROJ.		DESIGN		TITLE	1*4 RJ45 Connector
SHEET	1/1	SIZE	A4	CHECKED		ITEM NO.	AE-RJC301002
UNIT	mm	REV.	A	APPROVE		DWG NO.	